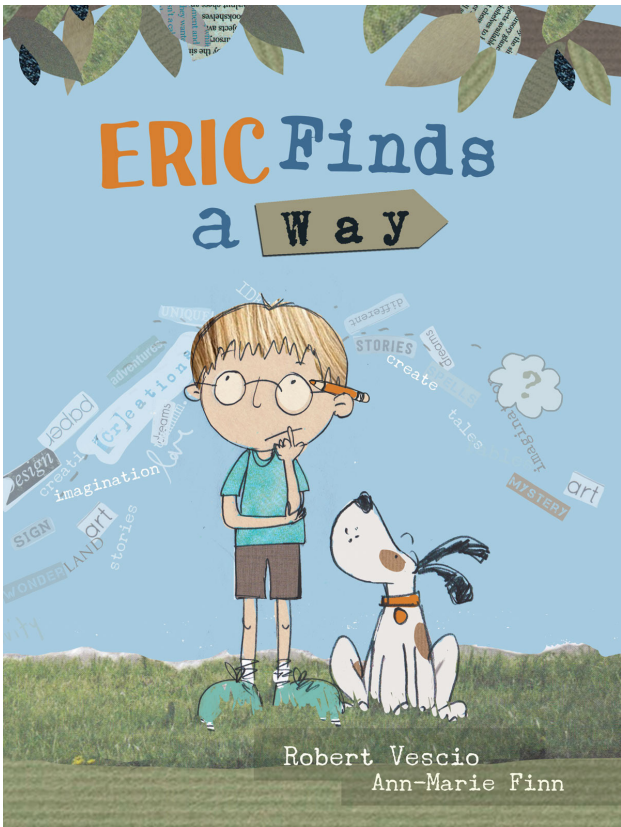




Teacher's Notes



Eric Finds a Way

Robert Vescio / Ann-Marie Finn

ISBN: 978192556030

Recommended retail: \$24.99

Reading level: Primary School Age

Book Summary

Eric loves to read. He has a towering bookshelf brimming with stories of strange and wonderful worlds. But ... *If only there were a way to actually get to these magical places.*

Eric just can't seem to find the right words and his drawings never look quite right—not like his books at all! How will Eric find a way?

A humorous and unique story about finding your own way to be creative.

Wombat Books, PO Box 1519, Capalaba BC Qld 4157 www.wombatbooks.com.au

07-32451938 info@wombatbooks.com.au

Light the Dark Pty Ltd, Trading as Wombat Books ABN: 30 137 345 941

These notes may be reproduced free of charge for use within schools but not offered for commercial sale.

Contents

Book Summary	1
Reasons For Studying This Book	2
Themes	2
About the Author	3
About the Illustrator	3
Key Curriculum Areas	4
Questions and Activities	5
Activity Sheet	6

Reasons For Studying This Book

Eric Finds a Way teaches children to find a unique way to express themselves. The story reveals that there is no set method to being creative and children should use their imagination.

Themes

Self-expression

Eric Finds a Way is a story about being able to think creatively. Eric is not confident in his artistic ability; however, he comes to an important revelation and is inspired to express his artistic talent in his own unique way.

Courage

In the story, Eric thinks outside the box and pushes himself to the next level. He goes beyond his preconceived beliefs and opens his eyes to see his creative ability. He is brave enough to share his creation with the world.

Creativity

We see Eric go through the process of thinking creatively. He explores his idea. He then develops his idea. Finally, Eric expresses and creates his idea for everyone to see.

About the Author



Robert Vescio is a published children's author. He has worked in the publishing industry for over 12 years as a Production Manager and as a Photo Editor.

Robert's picture books include *Ella Saw The Tree* (Big Sky Publishing), *Jack and Mia* (Wombat Books) listed on the NSW Premier's Reading Challenge for 2017, *Barnaby and the Lost Treasure of Bunnyville* (Big Sky Publishing), *Marlo Can Fly* (Wombat Books) listed on the NSW Premier's Reading Challenge for 2015, *No Matter Who We're With* (IP Kidz). He has more picture books due for release soon.

Robert is a Books in Homes Role Model and enjoys visiting schools. His aim is to enthuse and inspire children to read and write and leave them bursting with imaginative ideas.

Robert is a BIG kid at heart and a HUGE fan of Disney. He enjoys spending time with his children who are an endless source of humour and inspiration. For more information visit: www.robertvescio.com or www.facebook.com/RobertVescioAuthor.

About the Illustrator



Ann-Marie Finn is an illustrator and author of children's books. She lives in Brisbane with her two young boys who inspire new stories and ideas every day. She started her career in the UK, but migrated to warmer climates in 2007 and is now a happy Australian and proud owner of The Mad Hatters Bookshop in Manly, Queensland.

She has a growing collection of children's books to her name, including a number of titles coming out in 2017 like *Harrison's Song*, *Eric Finds a Way*, *Lulu* and *My Brother Tom* with Wombat Books.

Key Curriculum Areas

CURRICULUM AREAS AND KEY LEARNING OUTCOMES

Foundation (Kindergarten/Prep)

English

ACELT1575	ACELA1429	ACELA1434	ACELY1653
ACELT1577	ACELA1430	ACELA1786	
ACELT1783	ACELA1432	ACELY1651	
ACELT1578	ACELA1435	ACELY1652	

Year One

English

ACELA1444	ACELA1451	ACELT1582	ACELY1656
ACELA1787	ACELA1452	ACELT1584	ACELY1788
ACELA1447	ACELA1458	ACELT1586	ACELY1660
ACELA1449	ACELT1581	ACELT1832	

Year Two

English

ACELA1461	ACELT1833
ACELA1462	ACELY1665
ACELA1463	
ACELT1591	

Questions and Activities


Have the teacher read the book out in class, making sure everyone can see the illustrations. Alternatively, students can take turns at reading each page aloud.


Speaking and Listening

1. What does it mean to be creative?
2. Where do you find creativity?
3. Do you like art?
4. How does art make you feel?
5. Where do you get your ideas?
6. Can you name other forms of art beside drawing and painting?
7. How do you feel when things seem difficult?
8. Is there a right way or a wrong way to do art?

Creating

9. Spark creativity by going for a walk outside. Let the children see the world around them. Talk to them about the many colours and details all around. Come back to the classroom and ask the students to draw what they remember seeing.
10. Have students experiment with using different media to create a sign post; paper, cardboard, crayons, pencils, paint, etc. Ask the students what a sign post is. Brainstorm a theme for the sign post i.e. space, seasons, or anti-bullying (encourage creativity).
11. Encourage students to try new ways of doing things. Give them the theme: "If I could be anywhere, I would be ...". Have the students make their project unique by giving them access to a number of craft materials: i.e. clay, paper, cardboard, paints, pencils. Explain to them 'There is only your way.'
12. Let the students use everyday objects to create, i.e. paint with a ball dipped in paint or a sock into a puppet or turn a table upside down and make it a boat.
13. Have the students reflect upon their own creativity. Why are they creative? (Use the mirror template to draw inside).





Connect with Wombat Books

Phone: 07 3245 1938

Website: www.wombatbooks.com.au

Facebook: www.facebook.com/wombatbooks

